


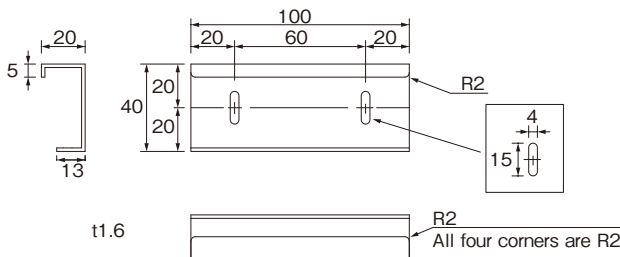
Q904 Record jacket display rack



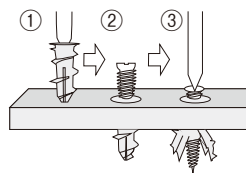
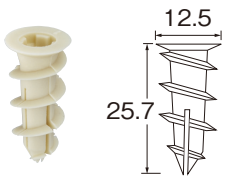
- Metal fitting can be displayed as if the record jacket is floating on the wall.
 - Can install on the wall with screw fastening or double-sided tape
 - Material/ Steel
 - Finishing/ Black baked painting
 - Attached screw/Log screw 3.8 ×20mm uniqlo 4
 - Quantity/100 sets (2 pieces•1 set)
- ※Can install using separate sold D304 board anchor G4



※Records are not included



D304 Board anchor G4



How to install

- ① Embed "Board anchor G4" until making it the same level of the board with a screwdriver.
- ② Set and screw it into with a screwdriver
- ③ Arms of four points will open and be firmly fixed.

1. Maximum pulling strength depends on material and condition of the places to be installed. Strength might happen to fall down extremely in case the board is wet. Please be careful!
2. Use it carefully considering of designed strength. Use as one-fifth of the guideline. Mounting load is not directly proportional to number of anchors.
3. Use an advanced motion control charging screwdriver or hand screwdriver to install.
4. Don't install it on the ceiling.
5. Please put the protective equipment like a hard hat and protective glasses during installation.

- Pointed ends will be divided into four in the wall and be firmly fixed.
- It will be locked 360 degrees evenly.
- Screw will go straight into center of anchor.
- Installation is easy using one screwdriver.
- GL installation method is available.
- Material/Glass fiber nylon 66
- Finishing/Ivory ●Quantity/25
- ※ Screw to use/Self-tapping screw (3 ~ 6mm)
Thickness of object+20mm or more

KOJIMA METAL FITTING CORPORATION

Head office 3-4-1 Motoasakusa, Taito-ku, Tokyo 111-0041, Japan

TEL +81-3-3843-3141 FAX +81-3-3843-3144

Kasukabe branch 1-26-20 Kasukabehigashi, Kasukabe-shi, Saitama 344-0062, Japan

TEL +81-48-760-3881 FAX +81-48-760-3883

✉ kanamono@kojima-mf.co.jp

